



Renovation Roadmap



The Rain Bird Advantage

Renovations can be a big undertaking—but you don't have to manage it alone. When it's time to begin your project, partnering with Rain Bird offers benefits other irrigation manufacturers can't match.

Advice from the Global Leader in Golf Course Irrigation

Rain Bird is the only irrigation provider offering total system solutions, with in-depth knowledge of every component from pumps to rotors. Backed by a large network of irrigation and product specialists and ongoing support from the Global Service Plan (GSP), Rain Bird delivers solutions at every step.

The TRUE Benefits™ of a Total System Solution

Built on over 80 years of golf course irrigation experience, total system solutions from Rain Bird offer advanced integration and several unique benefits you won't get anywhere else.



Timeless Compatibility™

Make easy, affordable updates anytime.



Real-Time Response

Access live, constant interaction with the field.



Unmatched Quality

Install rigorously-tested products that are built to last.



Easy to Use

Spend less time managing your irrigation.



“Rain Bird’s hybrid system

and the ability to run both satellites and IC System™ from one computer was a huge selling point for us.

Our Central Control is now the heart of the golf course. It runs everything.”


— Jason Jobson, Superintendent
Medalist Golf Club

“Rain Bird has been a huge help. Any time you're happy with a product or company that you're dealing with, and you have an **easy transition to upgrade** and don't have to overhaul everything, it's so nice.”

— Stephen Rabideau, CGCS
Director of Golf Courses
Winged Foot Golf Club



— FIND YOUR WAY TO AN — INTELLIGENT RENOVATION



Renovations can be a big undertaking, but you don't have to manage it alone. When it's time to begin your project, partnering with Rain Bird offers benefits other irrigation manufacturers can't match. The following steps will put you on the right path to success.

.....

"We wanted to partner with a company that understood our commitment to sustainable links management. Rain Bird quickly became the obvious choice."

John Bambury CGCS
Course Manager,
Ballybunion Golf Club, Ireland


DISCOVERY

- 1: Course Needs
- 2: Irrigation Evaluation

PLANNING

- 3: Choosing Your Team
- 4: Master Planning

EXECUTION

- 5: Irrigation Design and Specification
 - 6: Selecting Your Irrigation Partner
- 



Step 1: Course Needs

Every renovation project should ultimately be rooted in a vision of what you want your course to become. Here's how you can get the best possible grasp on your goal.

What to Consider

- Does your course currently meet the expectations of your players? If not, what's standing in the way?
- Are there architectural changes your course needs to make to stay competitive?
- Do you have operational challenges that can be solved with a better irrigation system?
 - Disappointing playability
 - High labour or utility costs
 - Poor water efficiency
 - Worn out equipment
 - Obsolete equipment
 - Compliance with local regulations



Step 2: Irrigation Evaluation

The difference between a completely new system and a smaller upgrade is typically based on the condition of existing equipment. Do your due diligence here, and make a smarter irrigation investment.

What to Consider

- What is the current condition of key system components? (Consider both physical wear and technological limitations.)
 - Water source
 - Water quality/filtration requirements
 - Pump station
 - Pipes
 - Fittings
 - Communication connections
 - Central Control
 - Rotors
 - Controllers/2-wire or below-ground technology

At a high level, most renovations fit into one of the categories below. This breakdown will help you see what type of renovation best fits your course needs.

Full System — Sprinklers are in the wrong place, your pump is malfunctioning or inefficient, your pipes require frequent repairs and lose pressure.

Control/Sprinkler — Sprinklers are in the wrong place and more control is desired.

Sprinkler Only — You have poor sprinkler performance but adequate pipes and control.

Pump Only — Your pump is malfunctioning or inefficient due to age.

Control Only — There is no existing Central Control or improved Central Control is desired.

Technology Updates — You want to ensure your course is prepared for the future.

Turf Reduction — You need to make adjustments for water restrictions or increased water costs.

Phased/Hybrid — You're managing a long-term renovation plan that will roll out over several years, or you're trying to handle a large renovation on a limited budget.

— The Rain Bird Advantage —

Getting started doesn't need to be complicated. As you set goals and inspect your course, tap into our wealth of knowledge from nearly a century of industry innovation.

Step 3: Choosing Your Team

Few things will impact the ultimate success of your renovation as much as the team you choose. Here's how you can ensure you're adding the right people to your team.

What to Consider

- What type of team will you need?
 - Architect
 - Irrigation Consultant
 - Contractor
- Do you have peers in the region who have completed a renovation?
 - Who did they work with?
 - Would they provide a recommendation?
- Will you require any special competencies from your team, based on your unique needs?

Step 4: Master Planning

As you hone in on the exact architectural changes and irrigation upgrades that are right for your course, there are a few additional things to keep in mind.

What to Consider

- Which improvements must be made now?
- Are there any improvements that can be included in a second phase, if needed?
- Which priorities can you realistically afford at this time?
- What timing constraints will you be working against?

“ We’re always out on the course, looking at what’s happening; we visit every head, checking every arc, every nozzle, monitoring its condition, performance and age. All that data is relayed back to the Rain Bird Central Control system. We’re constantly looking to raise the bar and improve coverage and irrigation efficiency and we’re utilising what we have to maximise our water source and produce uniform and consistent playing surfaces. ”

— **Sam Evans MG, Course Manager**
North Hants Golf Club, UK



— The Rain Bird Advantage —

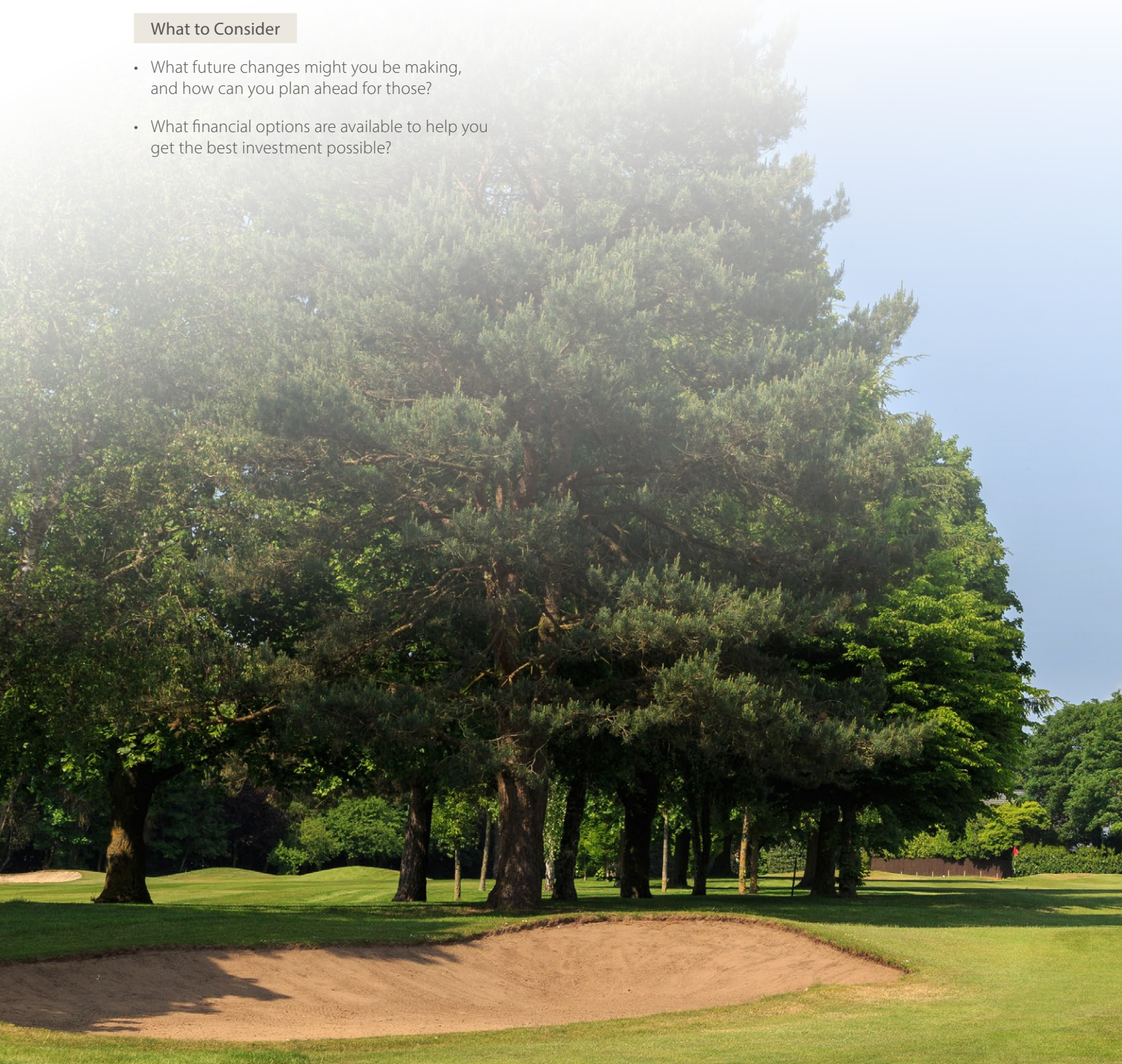
Build the right team by asking the right questions. When you partner with Rain Bird, you can confidently move forward in every step of your renovation.

Step 5: Irrigation Design and Specification

With the right team in place, you can get the details right.

What to Consider

- What future changes might you be making, and how can you plan ahead for those?
- What financial options are available to help you get the best investment possible?



Step 6: Selecting Your Irrigation Partner

The success of a renovation is measured by the long-term results. Ensure your renovation has what it takes to go the distance by choosing the right irrigation partner for your project.

What to Consider

- What is the total cost of ownership?
 - Water costs
 - Energy costs
 - Parts and labour costs
- What level of support is provided?
 - 24/7 availability
 - Local service
- What references are available?
- Will the hardware you choose today be compatible with future technological advancements?

“With improved coverage, our course is more efficient in terms of water use and looks very well presented; our members are delighted with the results. With climate change making rainfall so unpredictable, what we’ve done so far improves the course and has an impact on the future sustainability of our club.”

— **Andy Baker, Club Director**
Worcester Golf & Country Club, UK



— The Rain Bird Advantage —

The renovation process is only the beginning. With Rain Bird as your partner, you have access to industry-leading service and expertise for the life of the system.



Cover: Atlanta Athletic Club – Johns Creek, Georgia

The Intelligent Use of Water.™

LEADERSHIP • EDUCATION • PARTNERSHIPS • PRODUCTS

At Rain Bird, we believe it is our responsibility to develop products and technologies that use water efficiently. Our commitment also extends to education, training and services for our industry and our communities.

The need to conserve water has never been greater. We want to do even more, and with your help, we can. Visit rainbird.com for more information about The Intelligent Use of Water.™



Jimmy Sandison

**Regional Golf Sales Manager
UK, Ireland, Iceland & Scandinavia**

jsandison@rainbird.eu
M +44 (0)7976 638859

Shaun Anderson

**Golf Sales Specialist
UK, Ireland and Iceland**

sanderson@rainbird.eu
M +44 (0)7803 036831

For more information about the financing options available for your irrigation system renovation, please speak to your Rain Bird distributor.

Origin Amenity Solutions is the authorised UK distributor of Rain Bird golf course irrigation products.



2, The J4 Estate,
Doman Road, Camberley,
Surrey,
GU15 3LB
Tel: (01276) 676 833

Clifton Hall Road,
Newbridge Industrial Estate,
Newbridge, Midlothian,
EH28 2PJ
Tel: (0131) 333 3344

E: sales.irrigation@originamenity.com W: originamenity.com

www.rainbird.com/golf Follow us @RainBirdGolf 